

Technical Data Sheet
WAKOL MS 262 Wood Flooring Adhesive, firm-flexible



- Easy to apply
- High bond strength
- Long working time
- Solvent free, water free
- Very easy clean up
- Good sound reduction properties
- Can be used directly over WAKOL PU 280 Moisture Barrier or WAKOL MS 330 Moisture Barrier
- Up to 100% rH** (See below for details)



Specifications

Raw material base: Modified Silane Polymer
 Type: Firm-flexible, single component wood floor adhesive in sausage
 Color: Tan
 Odor: None to negligible
 VOC Content: 0 g/l US regulatory
 Working Time: 40 minutes (depending on humidity)
 Cure Time: 24 hours
 Cleaning agent: WAKOL RT 5960 Cleaning Towels or mineral spirits before product dries
 Shelf Life: Foil tubes: 12 months in unopened container at 70° F / 21° C
 Bucket: 18 months in unopened container at 70° F / 21° C
 Freeze/thaw stable: Yes
 Unit Size: 20.0 oz. sausage (1 15/16 in. (49 mm.)
 1.0 gallon sausage (3 1/2 in. (88 mm.)
 3 gallon bucket
 Unit Weight: 20.0 oz sausage: 2.4 lbs. ea.
 1.0 gallon sausage: 15 lbs. ea.
 3 gallon bucket: 45.4 lbs
 Units per pallet: 20.0 oz. sausage 900 pieces (75 boxes with 12 pieces each)
 1.0 gal 108 pieces (54 boxes with 2 pieces each)
 3 gallon bucket 44 pieces
 Item Number: WA-FL-112-L (20 oz.) WA-FL-130-L (1.0 gal.) WA-FL 179-L (3 gal. bucket)

Technical Data Sheet
**WAKOL MS 262 Wood Flooring
Adhesive, firm-flexible**



Important Information

All surfaces must meet the NWFA, ASTM, and/or RFCI Guidelines. Doors and windows must be installed and the HVAC running to simulate the living environment climate conditions at work site: 60°F to 75°F (15°C to 24°C), 40% to 75% relative humidity. Acclimate materials to acceptable jobsite conditions.

If a moisture barrier or primer is needed prior to the installation with WAKOL MS 262 Wood Flooring Adhesive, firm-flexible, use WAKOL PU 280 Moisture Barrier or WAKOL MS 330 Moisture Barrier exclusively.

WAKOL MS 262 Wood Flooring Adhesive, firm-flexible can be used above grade, on grade, and below grade. Do not use on subfloors with excessive moisture or hydrostatic pressure.

**Approved for concrete substrates up to 100% rH when used in conjunction with WAKOL PU 280 Moisture Barrier.

Recommended Use – On properly prepared absorbent and non-absorbent subfloors

- Commercial / Residential
- 3/4 Solid hardwood up to 8" width
- Engineered hardwood without limitations
- Can be used directly over WAKOL PU 280 Moisture Barrier or WAKOL MS 330 Moisture Barrier
- WAKOL TS 160 Sound Dampening Mat or WAKOL TS 170 Sound Dampening Sheet
- WAKOL MS 262 Wood Flooring Adhesive, firm-flexible (trowel application) can also be used for the installation of wood flooring with T&G by utilizing WAKOL B5 All-In-One trowel on moist concrete slabs up to 12 lbs. / 1,000 sqft / 24 hours (ASTM F1869) or up to 90% RH (ASTM F2170)
- WAKOL RP 104 Decoupling Sheet used with WAKOL MS 262 Wood Flooring Adhesive, firm-flexible buckets
- Bamboo flooring, strand-woven up to 8" width
- Glue-assist nail-down application
- Trowel application

Subfloors / Substrates

All surfaces must meet the NWFA, ASTM, and/or RFCI Guidelines. All concrete surfaces must meet ASTM F710 standards. They must be permanently dry, smooth, and flat. They must be structurally sound, solid, well fastened, clean and free from dust, oil, grease, paint, wax, old adhesive. Check for curing and parting compounds, surface hardeners and sealers which are known to interfere with the bond of the product to concrete, as well as loosely bonded toppings, primers or any other deleterious substances that may prevent or reduce adhesion.

Concrete

Concrete floors must be constructed, finished, and cured (minimum 30 - 60 days) in accordance with the American Concrete Institute (ACI) 302 "Guide for Concrete Floor and Slab Construction" (Class 2 or 4) with a minimum compressive strength of 3,500 psi (246 kg / cm²).

- Before starting installations on concrete subfloors, moisture test must be conducted. Emission of moisture through the subfloor should not exceed 3 pounds / 1,000 sqft / 24 hours (ASTM F1869) or 80% rH (ASTM F2170).

**For concrete substrates higher than 80% rh, it is required to first apply WAKOL PU 280 Moisture Barrier or WAKOL MS 330 Moisture Barrier.

Technical Data Sheet
**WAKOL MS 262 Wood Flooring
Adhesive, firm-flexible**



Gypsum (and other moisture sensitive substrates)

Gypsum underlayment must meet the minimum compressive strength requirements of the floor covering being installed. Loose, friable, or dusty gypsum can be consolidated/solidified by application of a single coat of WAKOL PU 280 Moisture Barrier.

Wood subfloors / underlayment

OSB, plywood, particle board and wooden planks which are approved from the manufacture as underlayment for resilient flooring installation. Confirm minimum total thickness of wood substrates required by the floor covering manufacturer.

Terrazzo and ceramic tiles

Existing terrazzo and ceramic tiles must have full adhesion to the subfloor. Remove all residues of maintenance products and other materials that may inhibit a good adhesion. Abrade subfloor with 40 or 60 grit sandpaper to ensure a mechanical bond.

Leveling compounds

Rough surfaces must be treated with Wakol approved Leveling Compounds. Please check Technical Data Sheet for details. Alternative leveling compounds may be used if approved by the floor covering manufacturer.

WAKOL PU 280 Moisture Barrier or WAKOL MS 330 Moisture Barrier

NOTE: WAKOL PU 280 Moisture Barrier and WAKOL MS 330 Moisture Barrier will create a non-absorbent substrate. Observe instructions below for non-absorbent substrates.

Can be directly applied to WAKOL PU 280 Moisture Barrier and WAKOL MS 330 Moisture Barrier.

Application and Coverage*

Using a notched trowel, apply uniformly on the subfloor, without letting the adhesive pool. Place the wood flooring immediately and press it down firmly. Ensure that the underside of each piece of flooring is sufficiently coated with adhesive (90% adhesive transfer). Any wet adhesive can be removed using the WAKOL RT 5960 Cleaning Towels. Dried adhesive can be easily removed manually.

WAKOL MS 262 Wood Flooring Adhesive, firm-flexible (20 oz. sausage)





- Straight 1/4" bead: coverage up to 82 liner ft.
- Glue-assist nail down application: coverage up to 30 sq.ft.

Adhesive transfer to back of flooring should be at least 90%

See chart for details.

Technical Data Sheet
WAKOL MS 262 Wood Flooring
Adhesive, firm-flexible



Material to be installed	Recommended Wakol Trowel
Engineered wood, unlimited dimension WAKOL RP 104 Decoupling Sheet	WAKOL B5  3/16" by 1/2" by 1/4" V-notch (55-70 sq.ft./gal.)
3/4" Solid wood (up to) ≤ than 8" width	WAKOL B13  1/4" by 1/2" by 1/4" V-notch (40-55 sq.ft./gal.)
All-In-One System Wood Flooring with tongue and groove	WAKOL B5 All-In-One  3/16" by 1/2" by 1/4" V-notch (up to 35 sq.ft./gal.)
WAKOL TS 160 Sound Dampening Mat or TS 170 Sound Dampening Sheet	V-shaped sized nozzle in cut outs of WAKOL TS 160 Sound Dampening Mat or WAKOL TS 170 Sound Dampening Sheet (up to 13 sq.ft. / 20 oz. sausage)
WAKOL TS 102 Sound Dampening Underlayment (trowel application)	WAKOL B1  5/64" by 3/32" by 7/64" V-notch (up to 100 sq.ft./gal.)

*Coverage is dependent on the surface structure and absorbcency of the substrate.

Technical Data Sheet
**WAKOL MS 262 Wood Flooring
Adhesive, firm-flexible**



Symbols



<https://www.wakol-usa.com/symbol>

Disclaimer

The responsibility of the suitability of Wakol products for each individual case cannot be assumed, as the manufacturer has no influence on the proper application of the product by the installer and/or contractor. The directions for use were established based on research, experience and tests believed reliable. Any liability on the part of the seller cannot be derived therefrom. Verbal information is subject to written confirmation.

All Wakol Technical Data Sheets can be found at www.loba-wakol.com.

This Technical Information of 11/15/2023 supersedes all previous versions.

For Technical support contact Loba-Wakol, LLC at 800.230.6456 (extension 2) or by e-mail at: technical@loba-wakol.com.